



PRESSURE MEASUREMENT GAUGES AND VACUUM PRESSURE GAUGE



DESCRIPTION

Manometers

This gauges are using at the measurement of the neutral / corrosive and viscous fluid pressure, assuring besides the measured value indication, the following extra concerning :

- pressure variation signalling between the imposed limits, by the switching off / on of the electrical contacts.

Vacuum pressure gauge

This gauges are using at the measurement of the neutral / corrosive and viscous fluid pressure (vacuum) - pressure variation (-1 ... +5) bar.

This gauge is composed by the following parts :

Indicating apparatus - with Bourdon tube of phosphorus bronze and the tube distortion transmission machinery to the graduated, circular dial in the pressure units

Execution : normal - with/without electrical contacts ; tight - with / without electrical contacts

Separator : separation disk - teflon, stainless steel ; filling liquid - silicone oil ; connection way -

fig. 3, 4, 5, 6

Constructive variants :

Table 1

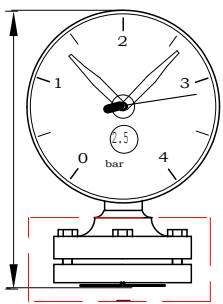
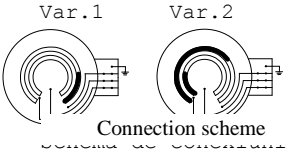
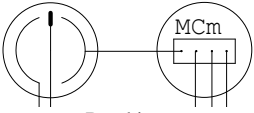
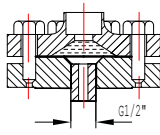
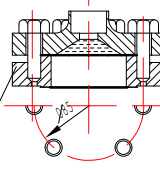
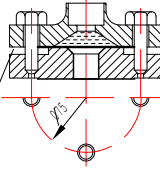
Name	Symbol	Job
Manometer (vacuum pressure gauge) with separator	MMS (MVS)	indicating
Tight manometer (vacuum pressure gauge) with separator	MMSE (MVSE)	indicating
Manometer with electrical contacts and separator	MCMS	indicating + signalling
Manometer with electrical contacts	MC	indicating + signalling

TECHNICAL DATA

Table 2

Constructive variant	Code	Separator type connecting way	Pressure range	Class	Anticorrosive level
<p style="text-align: center;">Indicating apparatus normal exec. SEPARATOR fig.1</p>	MMS4/25-R MMSE4/25-R	<p style="text-align: center;">fig.3 MMS, MMSE, MVS, MVSE</p>	0-2.5	2.5	Stainless steel ; Teflon
	MMS4/100-R MMSE4/100-R		0-4 0-6 0-10 0-16 0-25	1.6	
	MVS-1 MVSE-1		-1...+1.5 -1...3 -1...+5	2.5	
<p style="text-align: center;">Indicating apparatus tight exec. fig.2</p>	MMS-5T-R MMSE-5T-R	<p style="text-align: center;">fig.4 MMS, MMSE, MVS, MVSE</p>	0-2.5	2.5	Stainless steel ; Teflon
	MVS-2 MVSE-2		0-4 0-6 0-10 0-16 0-25	1.6	
	MMS-6T-R MMSE-6T-R		-1...+1.5 -1...3 -1...+5	2.5	
<p style="text-align: center;">Indicating apparatus tight exec. fig.2</p>	MMS-7T-R MMSE-7T-R	<p style="text-align: center;">fig.6 MMS, MMSE</p>	0-2.5	2.5	Stainless steel
			0-4 0-6 0-10 0-16 0-25	1.6	

Table 2

Constructive variant	Code	Separator type / Connecting way	Pressure range (bar)	Class	Anticorrosive level
 <p>Indicating apparatus normal execution</p> <p>fig.1</p> <p>SEPARATOR</p> <p>fig. 2</p> <p>Contact package</p> <p>Var.1 Var.2</p>  <p>Connection scheme</p> <p>Schema de conectare</p>  <p>Breaking current</p> <p>Curent de rupere</p> <p>0.05A la 220Vca</p> <p>0.1 A la 110Vca</p> <p>0.01A la 220Ccc</p> <p>0.02A la 110Vcc</p>	MCMS 4/25-R	 <p>fig.3</p>	0 - 2.5 0 - 4 0 - 6 0 - 10 0 - 16 0 - 25	2.5	Stainless steel ; Teflon
	MCMS 4/100-R		0 - 40 0 - 60 0 - 100		
	MCMS 5T-R	 <p>fig.4</p>	0 - 2.5 0 - 4 0 - 6 0 - 10 0 - 16 0 - 25		
	MCMS 6T-R		0 - 2.5 0 - 4 0 - 6 0 - 10 0 - 16 0 - 25 0 - 40 0 - 60 0 - 100		
	MCMS 7T-R	 <p>fig.5</p> <p>fig. 6</p>	0 - 2.5 0 - 4 0 - 6 0 - 10 0 - 16 0 - 25 0 - 40		
	MC 2R		Without separator		

- Measuring fluid temperature : (- 5...+55) °C for vacuum pressure gauge
- Normal enclosure : IP40 - for the variants **MMS, MVS, MCMS, MC**
: IP64 - for the variants **MMSE, MVSE**
- Dimensions :

Dim. (mm)	MMS				MMSE		MC	MCMS	
	4/25	4/100	5T;6T;7T	4/25;4/100	5T;6T;7T		4/25;4/100	5T;6T;7T	
D	100	160	160	172	172	160	160	160	
H	225	285	285	290	220	205	240	217	
B	50	50	50	65	65	116	93	93	

Dim. (mm)	MVS-1/MVS-2		MVSE-1/MVSE-2
D	160		172
H	200/155	260/215	260/215
B	50	50	62

ENVIRONMENT

- Environment temperature : (- 25...+55)°C for manometer and
(-5...+55)°C for vacuum pressure gauge
- Relative humidity : max.80%
- Vibrations : (5...25)Hz
- Medium free of corrosive gas

ORDERING

The order will contain :

- gauge type and measuring interval ;
- constructive variant.

MOUNTING

The gauge are mounted with the symmetry axis vertically.

When use the installation with higher vibrations, the gauges are mounted on the fixed panels.